

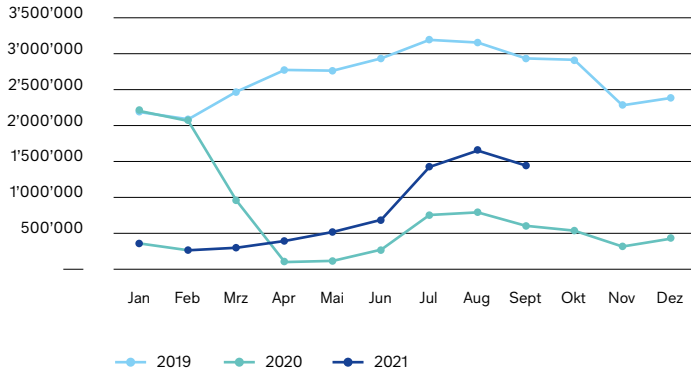
# ZRH Key Figures September 2021

## ZRH Kennzahlen September 2021

Ad hoc announcement pursuant to Art. 53 LR  
Ad hoc-Mitteilung gemäss Art. 53 KR

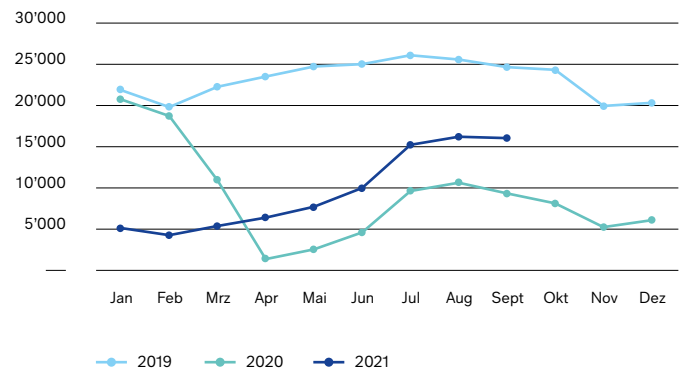
### Pax-Numbers

Passagierzahlen



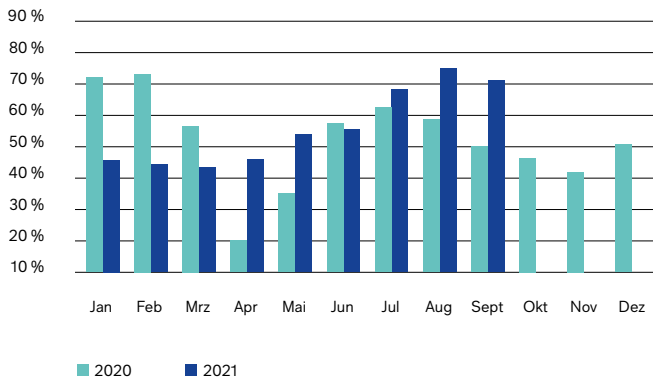
### Air Traffic Movements

Flugbewegungen



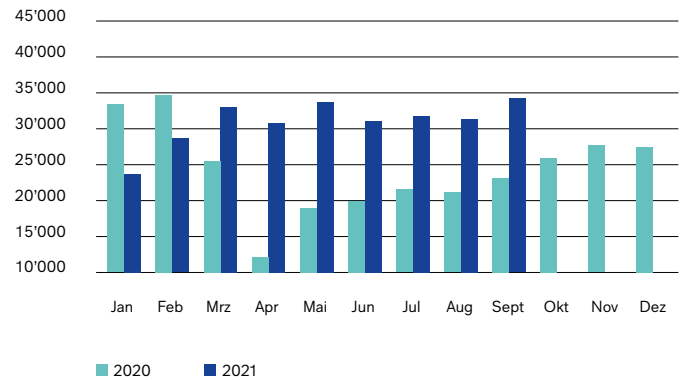
### Seat Load Factor

Sitzladefaktor



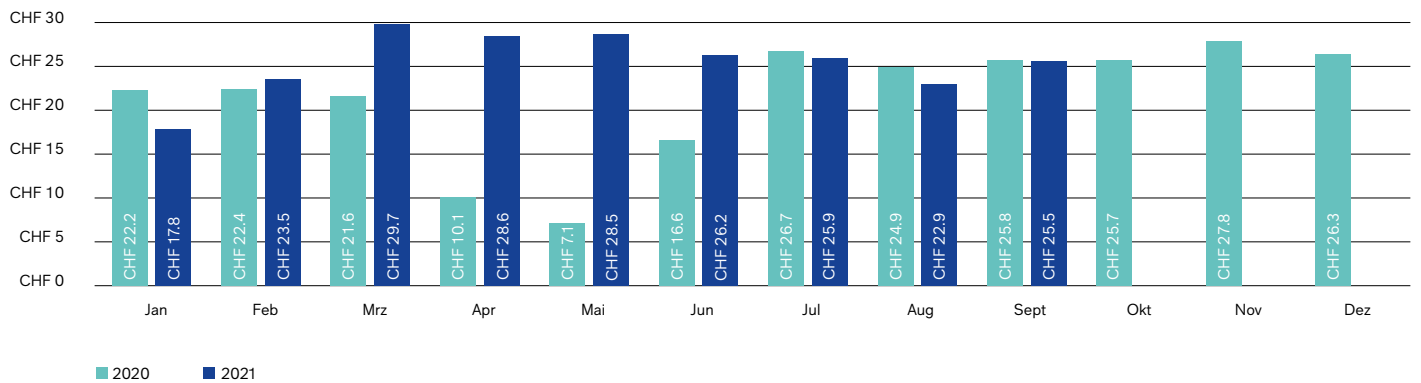
### Freight (in tons)

Fracht (in Tonnen)



### Airside: Spend per departing Passenger

Luftseite: Ausgaben pro abfliegenden Passagier



# ZRH Key Figures September 2021

## ZRH Kennzahlen September 2021

Ad hoc announcement pursuant to Art. 53 LR  
Ad hoc-Mitteilung gemäss Art. 53 KR

### Passengers

Passagiere	September 2021 September 2021	Δ PY Δ VJ	YTD 2021	Δ PY Δ VJ
<b>Total passengers / Total Passagiere</b>	<b>1'383'209</b>	<b>157.9%</b>	<b>6'444'105</b>	<b>-11.4%</b>
<b>by type of passengers / nach Art der Passagiere</b>				
<b>Airline passengers / Linie &amp; Charter</b>	<b>1'375'038</b>	<b>158.1%</b>	<b>6'406'398</b>	<b>-11.5%</b>
Local passengers / Lokalpassagiere	1'030'411	125.3%	4'915'268	-9.1%
Transfer passengers / Transferpassagiere	344'142	358.2%	1'486'616	-18.8%
Transfer share / Transferanteil	25.0%	10.9 PPT	23.2%	-2.1 PPT
Transit passengers / Transitpassagiere	485	20.3%	4'514	-5.1%
<b>General Aviation &amp; other passengers / General Aviation &amp; Sonstige</b>	<b>8'171</b>	<b>125.3%</b>	<b>37'707</b>	<b>17.1%</b>
<b>by origin/destination (airline passengers only) / nach Herkunft/Ziel (Linie &amp; Charter)</b>				
<b>Europe / Europa</b>	<b>1'179'860</b>	<b>137.0%</b>	<b>5'378'194</b>	<b>-4.6%</b>
European passenger share / Europäischer Passagieranteil	85.8%	-7.6 PPT	84.0%	6.1 PPT
<b>Intercontinental / Interkontinental</b>	<b>195'178</b>	<b>459.2%</b>	<b>1'028'050</b>	<b>-35.9%</b>
Intercontinental passenger share / Interkontinentaler Passagieranteil	14.2%	7.6 PPT	16.0%	-6.1 PPT
North America / Nordamerika	6.4%	4.0 PPT	5.5%	-0.9 PPT
Middle East / Mittlerer Osten	3.6%	2.3 PPT	4.6%	-0.2 PPT
Far East / Ferner Osten	0.8%	-0.4 PPT	1.4%	-4.8 PPT
Africa / Afrika	1.8%	0.5 PPT	1.9%	-0.6 PPT
Latin America / Lateinamerika	1.6%	1.1 PPT	2.7%	0.4 PPT

### Air Traffic Movements

Flugbewegungen	September 2021 September 2021	Δ PY Δ VJ	YTD 2021	Δ PY Δ VJ
<b>Total Air Traffic Movements / Total Flugbewegungen</b>	<b>16'068</b>	<b>67.3%</b>	<b>88'700</b>	<b>-2.3%</b>
<b>Passenger Aircraft / Linie &amp; Charter</b>	<b>11'959</b>	<b>78.9%</b>	<b>61'927</b>	<b>-10.2%</b>
Passenger aircraft / Passagierflüge	11'823	82.1%	60'054	-10.5%
Freight aircraft / Frachtflüge	136	-29.2%	1'873	3.3%
<b>General Aviation &amp; other / General Aviation &amp; Übrige</b>	<b>4'109</b>	<b>40.7%</b>	<b>26'773</b>	<b>22.7%</b>

### Traffic Ratios (airlines only) & Cargo

Verkehrskennzahlen (Linie & Charter) & Fracht	September 2021 September 2021	Δ PY Δ VJ	YTD 2021	Δ PY Δ VJ
<b>Seat Load Factor / Sitzladefaktor</b>	<b>71.0%</b>	<b>21.0 PPT</b>	<b>62.3%</b>	<b>-1.8 PPT</b>
<b>Passengers per movement / Passagiere pro Bewegung</b>	<b>116.3</b>	<b>41.8%</b>	<b>106.7</b>	<b>-1.1%</b>
<b>Seats per movement / Sitze pro Bewegung</b>	<b>163.9</b>	<b>-0.2%</b>	<b>171.3</b>	<b>1.8%</b>
<b>Average Maximum Take-Off Weight / Durchschnittliches maximales Abfluggewicht</b>	<b>94.1 t</b>	<b>-0.7%</b>	<b>105.6 t</b>	<b>2.8%</b>
<b>Freight / Fracht</b>	<b>34'158 t</b>	<b>47.8%</b>	<b>277'924 t</b>	<b>32.2%</b>
Air freight / Luftfracht	21'848 t	52.6%	175'111 t	26.9%
Trucked freight (Road Feeding Service) / Strassenfracht (zwischen Flughäfen)	12'310 t	39.9%	102'813 t	42.2%
<b>Mail / Post</b>	<b>893 t</b>	<b>-23.7%</b>	<b>9'624 t</b>	<b>-5.4%</b>

### ZRH Commercial Activities

ZRH Kommerzgeschäft	September 2021 September 2021	Δ PY Δ VJ	YTD 2021	Δ PY Δ VJ
<b>Total turnover in mCHF / Gesamtumsatz in Mio. CHF</b>	<b>33.5</b>	<b>91.7%</b>	<b>193.4</b>	<b>2.9%</b>
Airside / Luftseite	17.6	155.0%	80.9	-2.7%
Landside / Landseite*	15.8	50.3%	112.5	7.3%
<b>Airside: Spend per departing Passenger / Luftseite: Ausgaben pro abfliegenden Passagier</b>	<b>25.5</b>	<b>-1.1%</b>	<b>25.1</b>	<b>9.8%</b>

\* incl. 100% Commercial Activities The Circle / inkl. 100% Kommerzgeschäft The Circle