

# Key Figures December 2023

Ad hoc announcement pursuant to Art. 53 LR

## Passengers ZRH

	December 2023	Δ PY	% of 2019 level	YTD 2023	Δ PY
<b>Total passengers</b>	<b>2,194,072</b>	<b>15.2 %</b>	<b>94.1 %</b>	<b>28,885,506</b>	<b>28.0 %</b>
by type of passengers:					
<b>Airline passengers</b>	<b>2,190,014</b>	<b>15.3 %</b>	<b>94.0 %</b>	<b>28,832,025</b>	<b>28.1 %</b>
Local passengers	1,508,049	16.9 %	93.0 %	20,236,952	26.2 %
Transfer passengers	680,934	11.7 %	96.3 %	8,584,766	33.0 %
Transfer share	31.1 %	– 1.0 PPT		29.8 %	1.1 PPT
Transit passengers	1,031	43.4 %		10,307	18.7 %
<b>General aviation and other passengers</b>	<b>4,058</b>	<b>–3.8 %</b>		<b>53,481</b>	<b>–7.5 %</b>
by origin/destination (airline passengers only):					
<b>Europe</b>	<b>1,593,637</b>	<b>18.2 %</b>	<b>95.3 %</b>	<b>21,638,778</b>	<b>25.8 %</b>
European passenger share	72.8 %	1.8 PPT		75.1 %	–1.4 PPT
<b>Intercontinental</b>	<b>596,377</b>	<b>7.9 %</b>	<b>90.8 %</b>	<b>7,193,247</b>	<b>35.8 %</b>
Intercontinental passenger share	27.2 %	–1.8 PPT		24.9 %	1.4 PPT
North America	9.5 %	0.0 PPT		9.2 %	0.2 PPT
Middle East	5.4 %	–1.5 PPT		5.4 %	–0.4 PPT
Far East	6.8 %	–0.1 PPT		5.8 %	1.6 PPT
Africa	3.3 %	–0.2 PPT		2.8 %	0.3 PPT
Latin America	2.2 %	0.0 PPT		1.7 %	–0.3 PPT

## Flight movements ZRH

	December 2023	Δ PY	% of 2019 level	YTD 2023	Δ PY
<b>Total flight movements</b>	<b>18,888</b>	<b>7.4 %</b>	<b>93.5 %</b>	<b>247,456</b>	<b>14.3 %</b>
<b>Scheduled and non-scheduled traffic</b>	<b>16,518</b>	<b>9.5 %</b>		<b>213,910</b>	<b>19.1 %</b>
Passenger aircraft	16,468	9.6 %		213,457	19.6 %
Freight aircraft	50	–13.8 %		453	–59.4 %
<b>General aviation and other</b>	<b>2,370</b>	<b>–5.0 %</b>		<b>33,546</b>	<b>–9.4 %</b>

## Traffic ratios\* and cargo ZRH

	December 2023	Δ PY	% of 2019 level	YTD 2023	Δ PY
<b>Seat load factor</b>	<b>77.0 %</b>	<b>–0.4 PPT</b>		<b>80.4 %</b>	<b>3.3 PPT</b>
<b>Passengers per movement</b>	<b>133.0</b>	<b>5.2 %</b>		<b>135.1</b>	<b>7.1 %</b>
<b>Seats per movement</b>	<b>172.9</b>	<b>5.8 %</b>		<b>168.1</b>	<b>2.6 %</b>
<b>Average maximum take-off weight</b>	<b>101.2 t</b>	<b>2.7 %</b>		<b>97.1 t</b>	<b>1.7 %</b>
<b>Freight</b>	<b>34,688 t</b>	<b>1.8 %</b>	<b>90.2 %</b>	<b>377,998 t</b>	<b>–10.5 %</b>
Air freight	24,392 t	11.3 %		258,272 t	–3.8 %
Trucked freight (road feeding service)	10,295 t	–15.5 %		119,726 t	–22.0 %
<b>Mail</b>	<b>1,297 t</b>	<b>36.8 %</b>		<b>11,032 t</b>	<b>27.5 %</b>

## Commercial activities ZRH

	December 2023	Δ PY	% of 2019 level	YTD 2023	Δ PY
<b>Total turnover (in CHF million)</b>	<b>54.9</b>	<b>10.9 %</b>	<b>103.3 %</b>	<b>609.3</b>	<b>19.2 %</b>
Airside	28.5	12.0 %		341.0	25.7 %
Landside**	26.4	9.6 %		268.4	11.8 %
<b>Airside: spend per departing passenger (in CHF)</b>	<b>26.0</b>	<b>–2.8 %</b>		<b>23.6</b>	<b>–1.8 %</b>

\* Airlines only

\*\* incl. 100 % commercial activities The Circle

Zurich Airport Ltd.

P.O. Box, 8058 Zurich-Airport, Switzerland

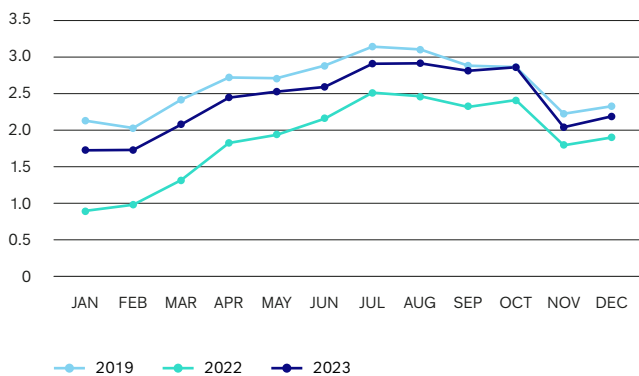
zurich-airport.com

**Zurich Airport**

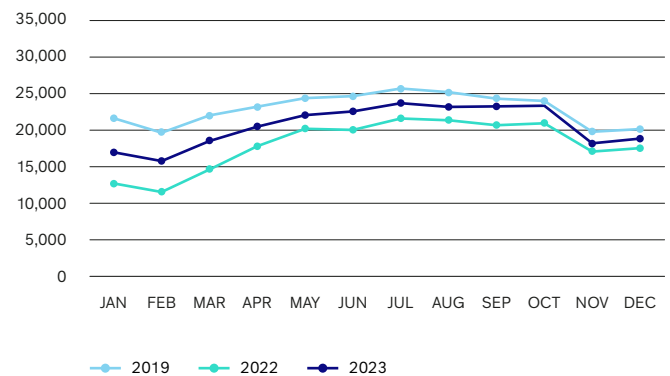
# Key Figures December 2023

Ad hoc announcement pursuant to Art. 53 LR

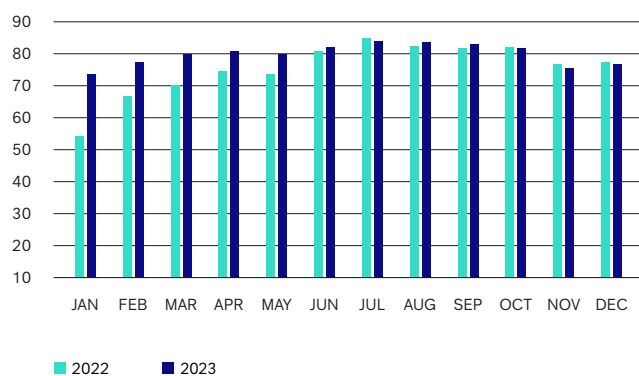
## Passenger numbers ZRH in millions



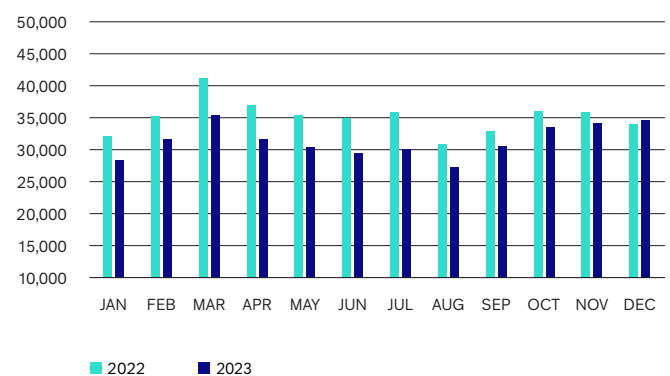
## Flight movements ZRH



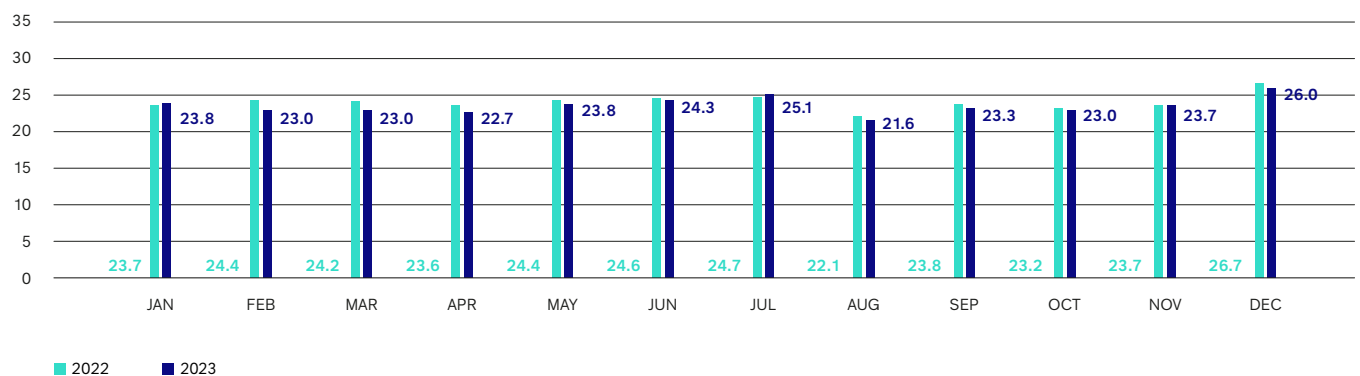
## Seat load factor ZRH in %



## Freight ZRH in tons



## ZRH Airside: Spend per departing passenger in CHF



# Key Figures December 2023

Ad hoc announcement pursuant to Art. 53 LR

## International business\*

Airport Florianópolis, Brazil	December 2023	Δ PY	YTD 2023	Δ PY
Total passengers	392,126	8.5%	3,991,380	17.2%
Total flight movements	4,315	1.1%	45,847	8.9%

Airports Vitória/Macaé, Brazil	December 2023	Δ PY	YTD 2023	Δ PY
Total passengers	281,634	3.4%	3,465,700	19.5%
Total flight movements	5,710	-6.9%	73,114	5.3%

Airport Antofagasta, Chile	December 2023	Δ PY	YTD 2023	Δ PY
Total passengers	217,406	16.3%	2,352,236	16.7%
Total flight movements	1,356	17.5%	14,822	10.2%

Airport Iquique, Chile	December 2023	Δ PY	YTD 2023	Δ PY
Total passengers	139,984	-5.6%	1,806,226	3.3%
Total flight movements	810	-20.7%	11,994	-2.5%

\*Majority-owned international subsidiaries

## Zurich Airport (ZRH) and majority-owned international subsidiaries

